

2.0 MULTI-ADJUSTABLE VISOR (CLIP-ON)

M O U N T I N G I N S T R U C T I O N S

REF 20764

UNIVERSAL (CLIP-ON VERSION)



1 Person



5 min



EASY



PHILLIPS
SCREWDRIVER



ALLEN
Nº 4

ID	PIEZA/PART	DESCRIPCIÓN	DESCRIPTION	QTY	REF
1		Visera de policarbonato antirayadas	Antiscratch polycarbonate Visor	1	20765H/WM3
2		Mecanismo Izquierdo	Left Mechanism	1	see page 3
3		Mecanismo Derecho	Right Mechanism	1	see page 3

2.0 MULTI-ADJUSTABLE VISOR (CLIP-ON)

INSTRUCCIONES DE MONTAJE - MOUNTING INSTRUCTIONS - MONTAGEANLEITUNG

1

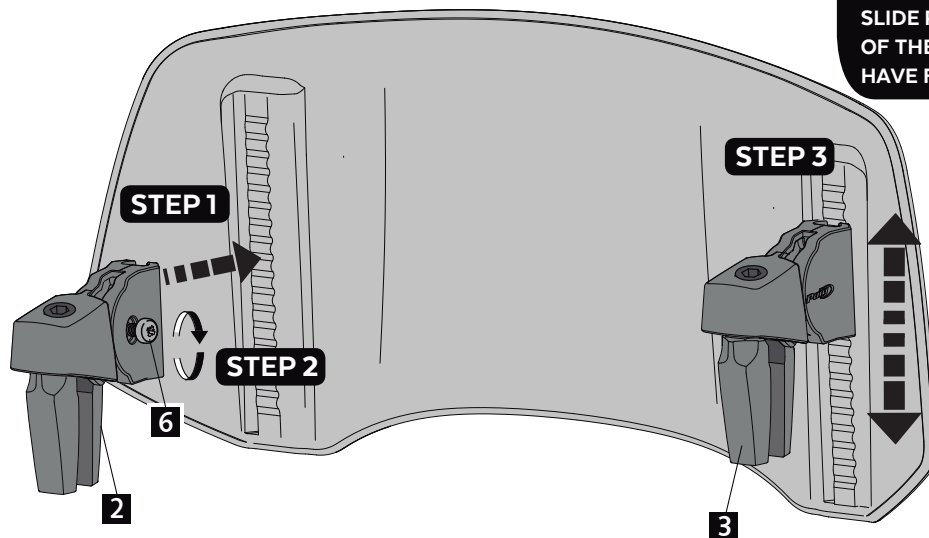
ASSEMBLY
MONTAJE

STEP 1-2

POSICIONAR MECANISMO EN LA GUÍA Y APRETAR TORNILLO ID6
POSITION THE MECHANISM ON THE GUIDE AND TIGHTEN ID6 SCREW

STEP 3

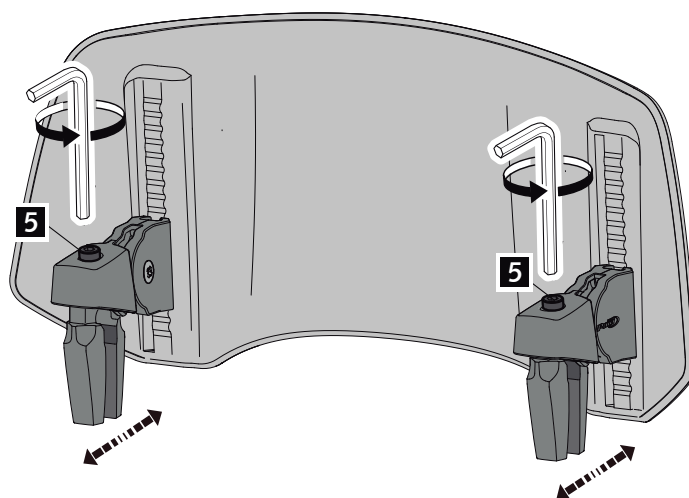
DESLIZAR PIEZAS 3 Y 4 A LO LARGO DE LA GUÍA PARA ASEGURAR QUE HAYAN ENCAJADO CORRECTAMENTE. SLIDE PARTS 3 AND 4 ALONG OF THE GUIDE TO ENSURE THAT HAVE FITTED CORRECTLY



PAR APRIETE TORNILLO ID6 1 Nm
TIGHTENING TORQUE FOR ID6 SCREWS 1 Nm

2

ASSEMBLY
MONTAJE



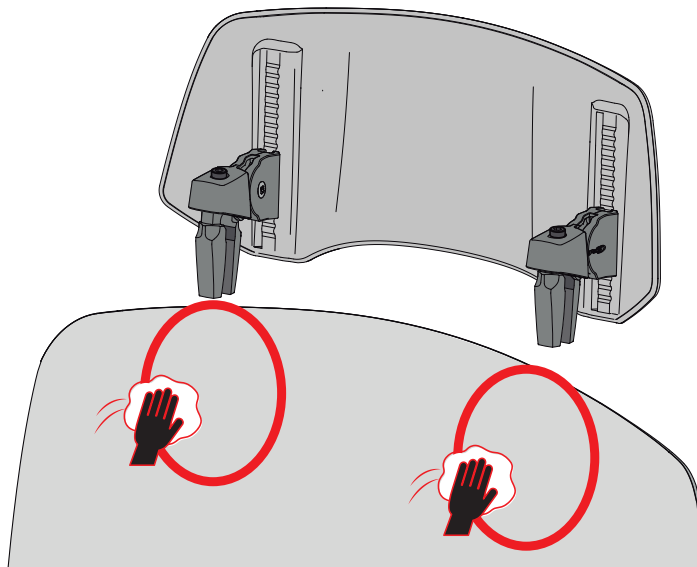
AFLOJAR TORNILLO ID5 PARA ABRIR EL MECANISMO
LOOSEN ID5 SCREWS TO OPEN MECHANISM

2.0 MULTI-ADJUSTABLE VISOR (CLIP-ON)

INSTRUCCIONES DE MONTAJE - MOUNTING INSTRUCTIONS - MONTAGEANLEITUNG

3

ASSEMBLY
MONTAJE

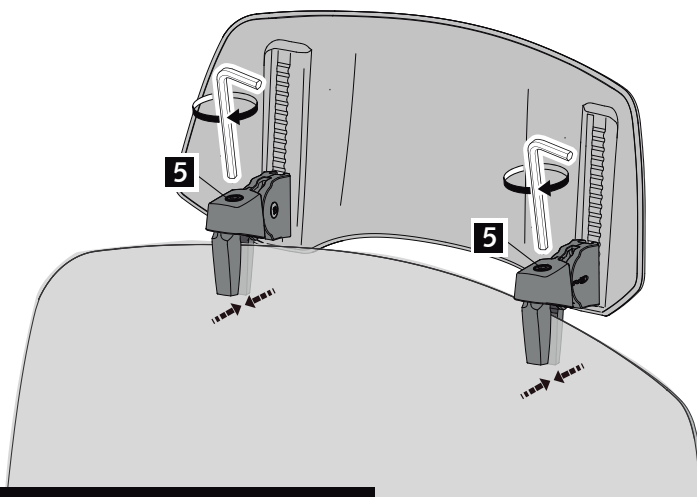


CLEAN THE SURFACE WITH ISOPROPYL ALCOHOL.
CHECK IS COMPLETELY DRY BEFORE START.

4

ASSEMBLY
MONTAJE

APRETAR TORNILLO ID5 PARA CERRAR EL MECANISMO
TIGHTEN ID5 SCREW TO CLOSE MECHANISM

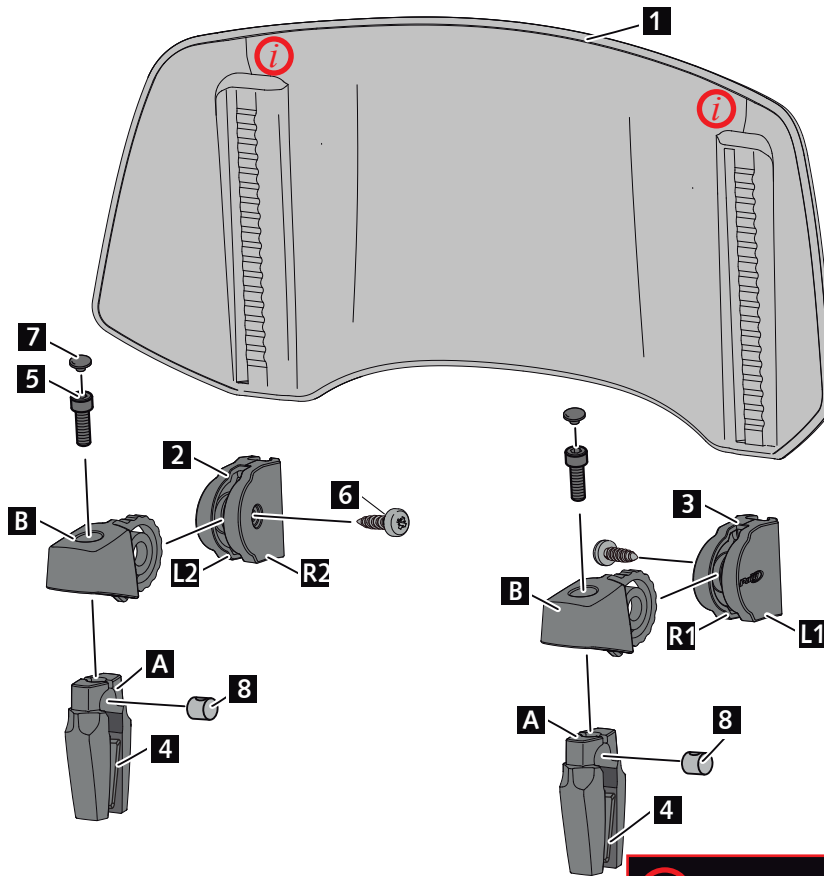


PAR APRIETE TORNILLO ID5 2,5 Nm
TIGHTENING TORQUE FOR ID5 SCREW 2,5 Nm

2.0 MULTI-ADJUSTABLE VISOR (CLIP-ON)

INSTRUCCIONES DE MONTAJE - MOUNTING INSTRUCTIONS - MONTAGEANLEITUNG

EXPLOTING



i LINEA DE PARTICIÓN DEL MOLDE DE INYECCIÓN. **i**
PARTING LINE OF THE INJECTION MOLD

ID	PIEZA/PART	DESCRIPCIÓN	DESCRIPTION	QTY	REF
A		Pinza	Gripper	4	PINZA-VISOR----
B		Pieza eje	Axle part	2	EJEPINZA-VISOR-
L2		Tapa 2 Logo	Logo cover 2	1	TAPALAT-VISORL2
R2		Tapa 2 Tornillo	Screw cover 2	1	TAPALAT-VISORR2
L1		Tapa 1 Logo	Logo cover 1	1	TAPALAT-VISORL1
R1		Tapa 1 Tornillo	Screw cover 1	1	TAPALAT-VISORR1
4		Set adhesivo resina	Resin adhesive set	2	ADHESI----VISOR
5		Tornillo DIN912 M5x14	M5x14 DIN912 Screw	2	TORNI-D912--887
6		Tornillo Ø3,5x9,5 DIN7981 C (Negro)	Ø3,5x9.5 DIN7981 C screw (black)	2	TORNI-D7981-907
7		Tapón tornillo M5 DIN912	M5 DIN912 Screw cap	2	TAPON-----93
8		Cilindro de cierre	Locking cylinder	2	CILINDRO--VISOR